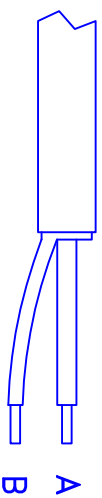


THIS IS THE PROPRIETARY DESIGN OF GEOMETRICS. REPRODUCTION, MANUFACTURE OR USE OF ANY ASSY., SUB-ASSY., OR PART INDICATED HEREIN OR THE USE OF THE DESIGN OF ANY ASSY., SUB-ASSY., OR PART IS PERMISSIBLE ONLY IF EXPRESSLY AUTHORIZED IN WRITING BY GEOMETRICS.

REVISIONS				APPROVED	DATE
ZONE	ECO #	REV.	D E S C R I P T I O N		
	200505.26	K	ADDED VERSION -02 (164 FT.) ON ASSY DWG.		05.20.05

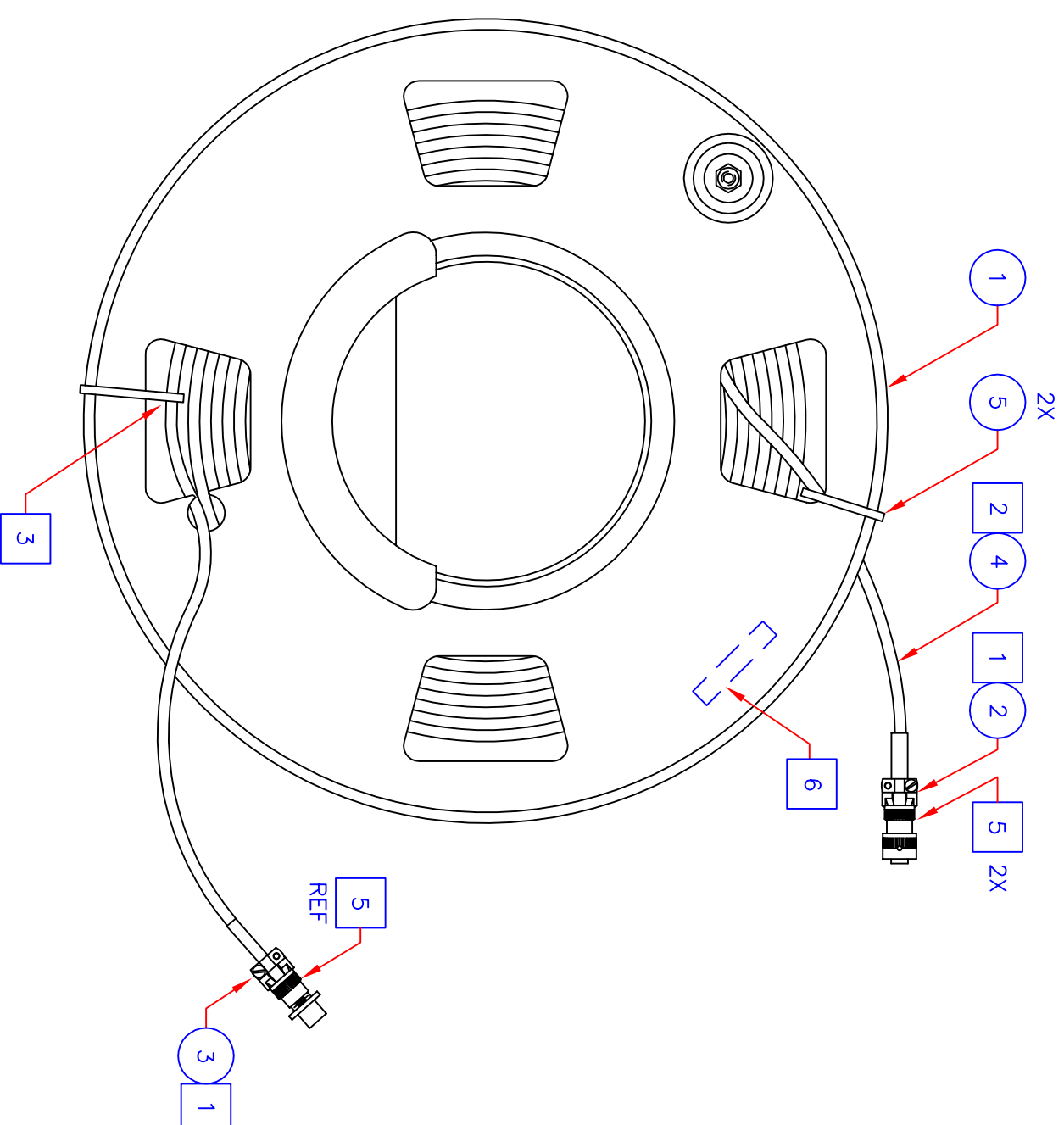

**NOTES :**

- 1 WIRING IS PIN TO PIN BETWEEN ITEMS #2 AND #3. WIRE CENTER CONDUCTOR TO PIN 'A' AND SHIELD CONDUCTOR TO PIN 'B'.



- 2 BEFORE REEL IS STARTED, TIE WRAP BEGINNING END TO OUTSIDE OF REEL LEAVING ABOUT 18 INCHES.
- 3 AT COMPLETION OF WRAPPING CABLE ON REEL, SECURE TO REEL AS SHOWN WITH TIE WRAP.
4. TAG WITH PART NUMBER AND CURRENT REVISION.
- 5 APPLY LOCTITE ON THE CONNECTOR BEFORE CONNECTING TO THE BACKSHELL TO HOLD THEM IN PLACE TOGETHER. USE A PADDED PLIER TO HOLD AND TIGHTEN THE BACKSHELL DURING THE PROCESS.
- SECURE STRAIN RELIEF TO CABLE.
- 6 MARK OR ATTACH LABEL THE CURRENT PART NUMBER AND REVISION NUMBAR APPROX. WHERE INDICATED.

CABLE VERSION TABLE	
PART NUMBER	CABLE LENGTH
-01	300 FT.
-02	146 FT.



UNLESS OTHERWISE SPECIFIED DIMENSIONS ARE IN INCHES		CONTRACT NO.		GEOMETRICS INC.	
TOLERANCES:		DO NOT SCALE DRAWINGS		2190 FORTUNE DRIVE	
DECIMALS: .XX ±		APPROVALS		SAN JOSE, CA 95131 USA	
ANGLES: .XXX ±		DATE		TEL: (408) 954-0822	
MATERIAL: SEE MATERIAL LIST.		DRAWN BY: R.S.PALACIO		FAX: (408) 954-0802	
FINISH:		DESIGNED		EXTENSION CABLE,	
NEXT ASSY		ORIGINATOR		300 FT. AND 164 FT.	
USED ON		APP'D ENG'G.		SIZE: FSQM NO.	
APPLICATION		APP'D MANUF.		B 23219-01,-02	
		FILE NAME: 0023219-01,-02		DRAWING NO.	
				SCALE: NONE	
				SHEET: 1 OF 1	
				REV. K	